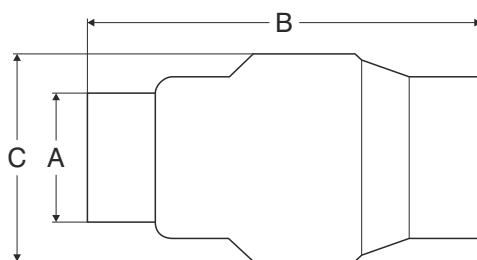


VALVOLA DI RITEGNO STAMPATA

DN	DN inch.	A mm	B mm	C mm
8	1/4"	18	55	32
10	3/8"	20	55	32
15	1/2"	25	55	32
20	3/4"	29	70	44
25	1"	36	84	53
32	1"1/4	45	99	62
40	1"1/2	51	119	78
50	2"	64	123	89
65	2"1/2	80	147	113
80	3"	93	166	132
100	4"	120	193	167



⚠ ATTENZIONE!!!

Le caratteristiche tecniche sopra riportate sono puramente indicative e possono subire variazioni da lotto a lotto.

VALVOLA DI RITEGNO STAMPATA

DIAGRAMMA PRESSIONE - TEMPERATURA
(1/4" ÷ 1/2")

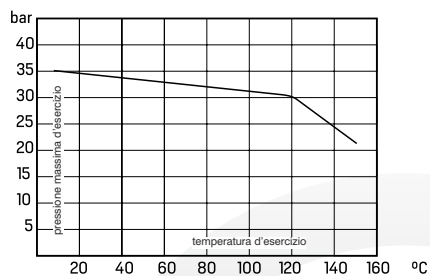


DIAGRAMMA PRESSIONE - TEMPERATURA
(3/4" ÷ 4")

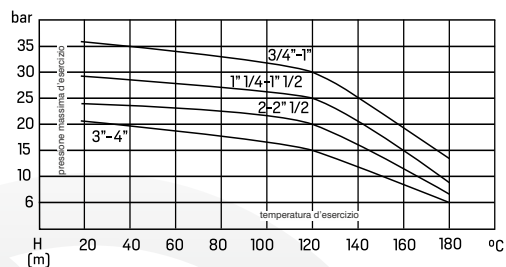


DIAGRAMMA PERDITE DI CARICO
(1/4" ÷ 1/2")

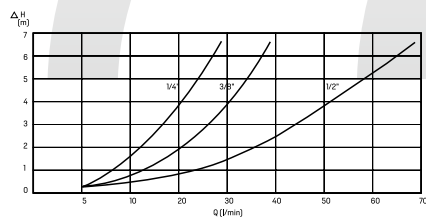
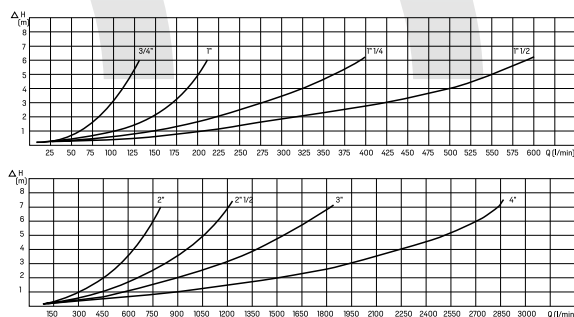


DIAGRAMMA PERDITE DI CARICO
(3/4" ÷ 4")



⚠ ATTENZIONE!!!

Le caratteristiche tecniche sopra riportate sono puramente indicative e possono subire variazioni da lotto a lotto.